
THIS IS US

Making a videoclip

Type of module:	Creative Communication
-----------------	------------------------

Target group:	10–13-year-old learners
---------------	-------------------------

Level:	A1–
--------	-----

Written by:	Kuti Zsuzsa, Szepesi Judit
-------------	----------------------------

A kiadvány az Educatio Kht. kompetenciafejlesztő oktatási program kerettanterve alapján készült.

A kiadvány a Nemzeti Fejlesztési Terv Humán erőforrás-fejlesztési Operatív Program 3.1.1. központi program (Pedagógusok és oktatási szakértők felkészítése a kompetencia alapú képzés és oktatás feladataira) keretében készült, a sulinoVA oktatási programcsomag részeként létrejött tanulói információhordozó. A kiadvány sikeres használatához szükséges a teljes oktatási programcsomag ismerete és használata.

A teljes programcsomag elérhető: www.educatio.hu címen.

Szakmai vezető: Kuti Zsuzsa

Szakmai bizottság: Enyedi Ágnes, dr. Majorosi Anna, dr. Morvai Edit

Szakmai lektor: Gorszkiné Siró Enikő

Idegen nyelvi lektor: Mark Andrews

Alkotó szerkesztő: Sákovics Lília

Szakértő: Faragó Lília

Grafikai munka: Walton Promotion Kft.

Hangfelvételek: Phoenix Stúdió

Felelős szerkesztő: Burom Márton

©

Szerzők: Kiss Natália, Kuti Zsuzsa, Poór Zsuzsanna, Szepesi Judit

Educatio Kht. 2008

2.1 RECORDING: THIS IS OUR ENGLISH CLASS

Tune of the song 'London Bridge is Falling Down'

(everybody singing and pointing around)

This is our English class, English class, English class.

This is our English class.

Have fun with us.

(girls singing and pointing to the boys)

They are all the boys from class, boys from class, boys from class.

They are all the boys from class.

Have fun with us.

(boys singing and pointing to the girls)

They are all the girls from class, girls from class, girls from class.

They are all the girls from class.

Have fun with us.

(everybody singing and pointing to the teacher)

This is our teacher there, teacher there, teacher there.

This is our teacher there.

Have fun with us.

2.5 RECORDING: THIS IS THE WAY

Tune of the song: This is the Way

This is the way we play together, play together, play together (*imitate*)

This is the way we play together (*imitate*)

On a happy Monday morning (*clap*)

This is the way we sing together, sing together, sing together (*imitate*)

This is the way we sing together (*imitate*)

On a rainy Tuesday morning (*clap*)

This is the way we run together, run together, run together (*imitate*)

This is the way we run together (*imitate*)

On a sunny Wednesday morning (*clap*)

This is the way we talk to each other, talk to each other, talk to each other (*imitate*)

This is the way we talk to each other (*imitate*)

On a funny Thursday morning (*clap*)

This is the way we fight with each other, fight with each other, fight with each other (*imitate*)

This is the way we fight with each other (*imitate*)

On a boring Friday morning (*clap*)

This is the way we hate each other, hate each other, hate each other (*imitate*)

This is the way we hate each other (*imitate*)

On a terrible Saturday morning (*clap*)

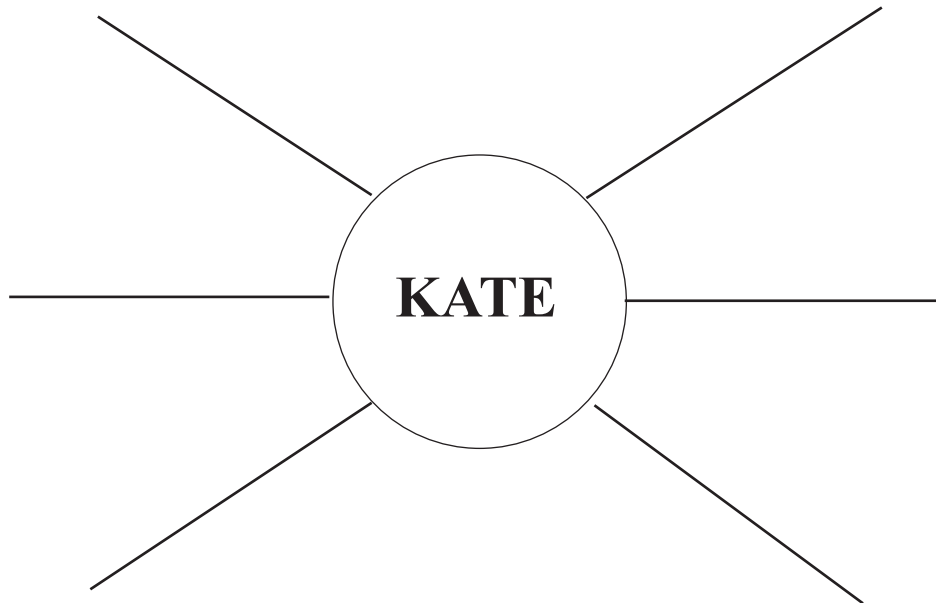
This is the way we love each other, love each other, love each other (*imitate*)

This is the way we love each other (*imitate*)

On a lovely Sunday morning (*clap*)

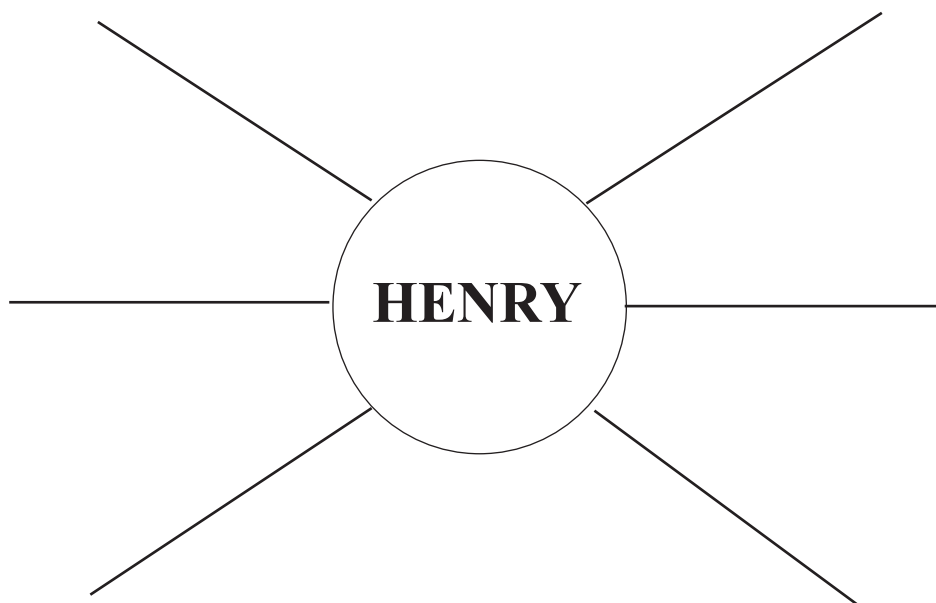
■ Read the sentences about Kate and make her web.

She is 10. She can play tennis. She likes bananas and oranges. She doesn't like dancing. Her favourite colour is green. Her lucky number is 3.



■ Read the sentences about Henry and prepare his web.

He is 11. He can play basketball. He likes strawberries. He doesn't like singing. His favourite colour is black. His lucky number is 1.



3. 2 GRID


■ Make sentences.

I	number	my	football	fish
long hair	music	can	like	swim
lucky	tall	is	favourite	colour
yellow	running	am	like	don't
sport	can't	dance	10	have got

3.7 WORKSHEET

1 About myself



■ Draw as you can see yourself in the mirror. Then complete the sentences about yourself.



I'm ...
I've got ...
My eyes are ...

2 Me and my friend

■ Write your and your friend's name in the bubble and complete the sentences.



I can	He/She can
I like	He/She likes
I don't like	He/She doesn't like
My favourite colour is	His/Her favourite colour is
My lucky number is	His/Her lucky number is

3 About us

■ Now summarize what you know about the two of you.

We can
We like
We don't like
Our favourite colour is
Our lucky number is

5.3 WORKSHEET

■ Válaszolj a kérdésekre!

1. Ha Te lennél a videóklip rendezője, miért dicsérnéd meg magad, mint közreműködőt?

.....
.....
.....
.....

2. Írd le, melyik részben voltál a legjobb?

.....
.....
.....
.....

3. Képzeld el, hogy a rendező újra fel akarja venni a videóklipet! Miben változtatnál a saját alakításodon?

.....
.....
.....
.....