
A FINE DAY

ACTIVITIES WE LIKE,
BUYING AND SELLING,
PLANNING, TALKING
ON A MOBILE PHONE,
WRITING A POEM

Type of module	Creative Communication
Target group	12–15-year-old learners
Level	A1
Written by	Fehér Judit

A kiadvány az Educatio Kht. kompetenciafejlesztő oktatási program kerettanterve alapján készült.

A kiadvány a Nemzeti Fejlesztési Terv Humánerőforrás-fejlesztési Operatív Program 3.1.1. központi program (Pedagógusok és oktatási szakértők felkészítése a kompetencia alapú képzés és oktatás feladataira) keretében készült, a sulinoVA oktatási programcsomag részeként létrejött tanulói információhordozó. A kiadvány sikeres használatához szükséges a teljes oktatási programcsomag ismerete és használata.

A teljes programcsomag elérhető: www.educatio.hu címen.

Szakmai vezető: Kuti Zsuzsa

Szakmai bizottság: Enyedi Ágnes, dr. Majorosi Anna, dr. Morvai Edit

Szakértők: Faragó Livia, Fehér Judit, Tartsayné Németh Nóra

Szakmai lektor: Poór Zsuzsanna

Idegen nyelvi lektor: Peter Doherty

Alkotószerkesztő: Sákovics Lília

Grafikai munka: Walton Promotion Kft.

Hangfelvételek: Phoenix Stúdió

Felelős szerkesztő: Burom Márton

©

Szerzők: Fehér Judit, Csibi Erzsébet, Helen Sherwin, Hunya Márta, K. Szabó Ilona

Educatio Kht. 2008

1.4 B TASK SHEET

With your presentation, you can use the following structures:

The most favourite activity is

(e.g. 13)..... people like it.

(e.g. 12)..... people like -ing.

(e.g. 5) people hate -ing.

Nobody likes -ing

Everybody hates -ing







You can talk about your visual aid:

As you can see here (e.g. 8 people like dancing)

2.2 A TASK SHEET

SPECIAL OFFERS

Look at these short ads of special offers, and answer the questions below. Work with a partner.

<p>1 Buy three for the price of two!</p>  <p>£4.99 each</p>	<p>2 20% off if you buy two</p>  <p>Seiko: £54.99 Casio: £89.99</p>
<p>3 Buy one get one free!</p>  <p>Tops for £3.99 each</p>	<p>4 Get a pair of jeans half price!</p>  <p>They were: £17.99 Now: ?</p>
<p>5 Massive Reductions!</p>  <p>£25.99 £4.39</p>	<p>6 Get one and get the second one half price!</p>  <p>£49.99 each</p>

Questions:

- 1 a, How much do you pay for two?
b, How much do you pay for three?
- 2 How much do you pay if you buy two Seiko watches?
- 3 a, How much do you pay for one?
b, How much do you pay for two?
- 4 How much does the pair of jeans cost now?
- 5 a, What does massive reductions mean?
b, How much do you save?
- 6 a, How much do you pay if you buy one?
b, How much do you pay if you buy two?

2.2 B TASK SHEET

SHOPPING LANGUAGE

1 Who says what? Divide the phrases below into two columns. Work with a partner.

Shop assistant	Customer

A. How much is it? B. Thanks. C. Which one would you like? D. Can I have a look at it? E. Sorry, we don't have any. F. Yes. I would like a ..., please. G. Can I help you? H. How would you like to pay? I. Here you are. J. Here's your change. K. Can you show me ... ? L. Certainly. Here it is. M. Cash N. OK. I'll take this. O. By credit card. P. 30 euros.

Which of them do you think form question-answer pairs?

E.g. G – F

2 Is there anything you would really like to buy? What is it? Is it a CD, a DVD, an article of clothing, a book, your favourite chocolate or something different? Imagine that you are abroad now and you are buying it! Using some of the phrases above, write up the dialogue with your partner and act it out. When you perform it, say TEA POT instead of the thing you are buying. The others will guess.

2.3 A ACTIVITY VOUCHERS TASK SHEET

You will sell activities at an Activities Fair. You need to make vouchers to sell the activities with. See a sample below. In your groups, make up to 20 vouchers. Vouchers need to have this information:

- What activity?
- How much? You can price the activities between 20 to 60 euros. Look at your poster/ presentation material from last lesson to see which activities are the most popular. Perhaps you can sell them at a higher price. It may also help you to set your prices if you know that a pair of shoppers will have 500 euros between them.
- Special offers
- Expiry date

You have about 10 minutes.

SAMPLE VOUCHER

<p style="text-align: center;">Voucher</p> <p>The owner can do the following activity:</p> <p style="text-align: center;">Dancing</p> <p style="text-align: center;">25 euros</p> <p style="text-align: center;">Special offer!</p> <p style="text-align: center;">Buy two dancing vouchers and get a swimming voucher free!</p> <p style="text-align: center;">Expires: 05.05.2006.</p>

2.3 B ACTIVITY VOUCHERS TASK SHEET

You will sell activities at an Activities Fair. You need to make vouchers to sell the activities with. See a sample below. In your groups, make up to 20 vouchers. Vouchers need to have this information:

- What activity?
- How much? You can price the activities between 5 to 25 euros. Look at your poster / presentation materials from last lesson to see which activities are the most popular. Perhaps you can sell them at a higher price. Important information: a pair of shoppers will have 100 euros between them.

You have about 10 minutes.

SAMPLE VOUCHER

<p style="text-align: center;">Voucher</p> <p>The owner can do the following activity:</p> <p style="text-align: center;">Dancing</p> <p style="text-align: center;">25 euros</p>
--

Voucher

The owner can do the following activity:

euros

Special offer!

Expires:

Voucher

The owner can do the following activity:

euros


2.4 TASK SHEET

Read the shopping dialogue below. What's wrong with it? Put it right.

- A: Hello, I'd like a T-shirt, please.
B: Good morning. Can I help you?
A: Well, what sorts have you got?
B: A T-shirt? Well, what sort of T-shirt would you like?
A: Could I have a look at the black one, please?
B: We have white, black and orange.
A: No, it's a present.
B: Certainly. Is it for you?
A: No, this is my best friend here with me.
B: Ah! For your best friend perhaps.
A+B: Start again, start again!

Optional:

Now, can you make another shopping dialogue with something wrong with it? Write one with a stupid mistake. You can perform it during your next lesson with a partner. Choose your partner and rehearse before the lesson. Other ss in the class will have to find the mistake you have hidden.



Credit Card


Owners:

Transaction History

Opening Balance: 500 euros

Withdrawals:

Closing balance:



Credit Card

Owners:

Transaction History

Opening Balance: 100 euros

Withdrawals:

Closing balance:

3.3 ACCOUNTING SHEET

Voucher sold	Income
TOTAL:	

3.3 SELLERS' ROLE CARD

Your aim is to make as much money as possible. You are free to change prices at any time if you think a different price would make more profit for you. You can talk to other sellers, and look at each other's prices. You need to register what you sell and for how much using the Accounting Sheet.

E.g.:

Voucher sold	Income
Swimming	28.99 euros
Dancing special offer	49.99 euros
.....	

When you talk to others, please use English.

E.g.:

To your selling partner: "It is too expensive. Let's make it cheaper."

To buyers: "Can I help you?" "Look at our special offers, please."

To other selling pairs: "Let's sell the swimming voucher at the same price, say 60 euros.

They all want the swimming voucher."

3.3 BUYERS' ROLE CARD

You have 500 / 100 euros between the two of you. The aim for you is to buy as many nice activities as you can for the two of you to spend a nice day together. One voucher is valid for one person. You have your money on a credit card. At the back, you need to register how much you spend. Make sure you do not overdraw = spend more money than you have!

E.g.:

Transaction History	
Opening balance:	500 euros
Withdrawals:	
	-25.79
	-33.99
	-56.89
Closing balance:	383.33 euros

When you talk to others, please use English.

E.g.:

To your buying partner: "It is too expensive." "Shall we buy it?" "Let's buy it."

To sellers: "I'd like to buy a voucher for dancing." "How much is it, please?"

To other buying pairs: "Let's buy this special offer together. It is only 10 euros each."

3.4 EVALUATION SHEET

1 Is the result good for me?

.....

.....

2 Is the result good for my partner?

.....

.....

3 This is what I did:

.....

.....

4 This is what my partner did:

.....

.....

5 We said these in English:

.....

.....

6 We said these in Hungarian:

.....

.....

7 The English for them:

.....

.....

Now, talk to your partner and compare!

4.4 A TASK SHEET

Look at the telephoning phrases below and tick (✓) the ones that can only be used on a mobile phone.

- 1 Hello, Mary, it's John here.
- 2 Can I talk to Peter, please?
- 3 There's no reception.
- 4 My credit is low.
- 5 Thanks for calling.
- 6 I need to recharge my card.
- 7 I'll send you a text message.
- 8 I'll call you back.
- 9 I need to recharge my battery.
- 10 Bye for now.
- 11 I'm out of range.
- 12 I'll text you.
- 13 My battery is low.

4.4 B TASK SHEET

Look at the telephoning phrases below and tick (✓) the ones that can only be used on a mobile phone.

- 1 Hello, Mary, it's John here.
- 2 Can I talk to Peter, please?
- 3 There's no reception.
- 4 My credit is low.
- 5 Thanks for calling.
- 6 I'll call you back.
- 7 Bye for now.
- 8 I'll text you.
- 9 My battery is low.

TASK SHEET

SCENARIO

Your group is at a party. You are having a good time first, and then more and more people start talking on their mobile phones. Finally everybody is talking.

How to prepare:

1 List usual activities at a party:

.....
.....

People will be doing these when you start. Who will be doing what?

.....
.....

2 Decide the starting order for using mobiles. The earlier you start, the longer you will have to say things on the phone. Make a list:

.....
.....

3 Everybody needs to decide what he or she will be saying.

.....
.....

4 Decide about props (objects you may want to use when you act), costume and party music. What will they be and who will bring them?

.....
.....

5 Rehearse!

.....
.....

5.4 A SAMPLE LIST POEM

A Fine Day

Late in bed
Nice and warm
No hurry
It's Sunday
Smell of toast
Garden
Green Leaves, cool grass, yellow flowers
Book
Blazing white
Sun, sun, sun!
My neighbour is digging in his garden.
Winter's over
Summer
Soon

5.5 FEEDBACK FORM

Think of the last five lessons, when we were doing tasks related to activities you like. I'd like to get some feedback from you.

<p>More Write here what you would like to have more of in the next module.</p>	
<p>Less Write here what you would like to have less of in the next module.</p>	
<p>No change Write here what you would like to do in exactly the same way in the next module.</p>	

5.5 MODULE ASSESSMENT SHEET

Name:

<p>1 My best work / contribution: Why?</p> <p>.....</p> <p>.....</p>
<p>2 My weakest work / contribution: Why?</p> <p>.....</p> <p>.....</p>
<p>3 I could do this on my own well: How?</p> <p>.....</p> <p>.....</p>
<p>4 I worked well with others in this task: How?</p> <p>.....</p> <p>.....</p>