
MUSICAL INSTRUMENTS

Type of module	Using the Internet
Target group	12–15-year-old learners
Level	A1+
Written by	Hunya Márta, Tartsayné Németh Nóra

A kiadvány az Educatio Kht. kompetenciafejlesztő oktatási program kerettanterve alapján készült.

A kiadvány a Nemzeti Fejlesztési Terv Humánerőforrás-fejlesztési Operatív Program 3.1.1. központi program (Pedagógusok és oktatási szakértők felkészítése a kompetencia alapú képzés és oktatás feladataira) keretében készült, a sulinoVA oktatási programcsomag részeként létrejött tanulói információhordozó. A kiadvány sikeres használatához szükséges a teljes oktatási programcsomag ismerete és használata.

A teljes programcsomag elérhető: www.educatio.hu címen.

Szakmai vezető: Kuti Zsuzsa

Szakmai bizottság: Enyedi Ágnes, dr. Majorosi Anna, dr. Morvai Edit

Szakértők: Faragó Livia, Fehér Judit, Tartsayné Németh Nóra

Szakmai lektor: Poór Zsuzsanna

Idegen nyelvi lektor: Peter Doherty

Alkotószerkesztő: Sákovics Livia

Grafikai munka: Walton Promotion Kft.

Hangfelvételek: Phoenix Stúdió

Felelős szerkesztő: Burom Márton












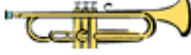
©

Szerzők: Fehér Judit, Csibi Erzsébet, Helen Sherwin, Hunya Márta, K. Szabó Ilona

Educatio Kht. 2008


1.1 SOUNDS AND INSTRUMENTS

■ MATCH THE SOUNDS AND THE INSTRUMENTS

1.2 INSTRUMENTS FAMILIES

STRINGS



BRASS



PERCUSSION



WOODWIND



2.3 WORKSHEET – LEARNER A



Task 1

- Go to the New York Philharmonic Kidzone (<http://www.nyphilkids.org/main.phtml>) website. Find the Instrument Storage Room and go to the rooms. Try to guess the instruments on the basis of their size and form. Check if you were right by clicking on the instruments. Fill in the chart by writing the names of the instruments in the different rooms. (Use this dictionary if you need help: <http://szotar.sztaki.hu/angol-magyar>).

	English	Hungarian
BRASS (4)		
WOODWINDS (6)		
STRINGS (4)		
PERCUSSION (7)		

Task 2

- Go to the Game Room and choose Scavenger Hunt (<http://www.nyphilkids.org/scavenger/index.php>). Try to answer the 5 questions on HEROIC HORNS.

Write your answers here:

- Which family does the French horn belong to?
- Who plays the French horn in the orchestra?
- What is the name of a home-made French horn?
- What is a shofar made from?
-

- When you are finished, print your trophy and put it into your portfolio.

2.3 WORKSHEET – LEARNER B



Task 1

- Go to the New York Philharmonic Kidzone (<http://www.nyphilkids.org/main.phtml>) website. Find the Instrument Storage Room and go to the rooms. Try to guess the instruments on the basis of their size and form. Check if you were right by clicking on the instruments. Fill in the chart by writing the names of the instruments in the different rooms. (Use this dictionary if you need help: <http://szotar.sztaki.hu/angol-magyar>).

	English	Hungarian
BRASS (4)		
WOODWINDS (6)		
STRINGS (4)		
PERCUSSION (7)		

Task 2

- Go to the Game Room and choose Scavenger Hunt (<http://www.nyphilkids.org/scavenger/index.php>). Try to answer the 5 questions on TROMBONES.

Write your answers here:

- Which family does the trombone belong to?
- Which group have performed with the Philharmonic?
- What is the name of a home-made trombone?
- Who is the principal trombonist in the orchestra?
- Where can you compose music?

- When you are finished, print your trophy and put it into your portfolio.

2.3 WORKSHEET – LEARNER C



Task 1

- Go to the New York Philharmonic Kidzone (<http://www.nyphilkids.org/main.phtml>) website. Find the Instrument Storage Room and go to the rooms. Try to guess the instruments on the basis of their size and form. Check if you were right by clicking on the instruments. Fill in the chart by writing the names of the instruments in the different rooms. (Use this dictionary if you need help: <http://szotar.sztaki.hu/angol-magyar>).


	English	Hungarian
BRASS (4)		
WOODWINDS (6)		
STRINGS (4)		
PERCUSSION (7)		


Task 2

- Go to the Game Room and choose Scavenger Hunt (<http://www.nyphilkids.org/scavenger/index.php>). Try to answer the 5 questions on VIOLAS. Write your answers here:
 - Which family does the viola belong to?
 - What is the name of a home-made viola?
 - Who plays the viola in the orchestra?
 - What is the name of the Indonesian relative of the violin?
 - Which violinist in the orchestra is from New York City?
- When you are finished, print your trophy and put it into your portfolio.

2.3 WORKSHEET SOLUTIONS

	English	Hungarian
BRASS (4)	FRENCH HORN	vadászkürt
	TRUMPET	trombita
	TUBA	tuba
	TROMBONE	harsona
WOODWINDS (6)	BASSOON	fagott
	PICCOLO	pikoló
	FLUTE	fuvola
	ENGLISH HORN	kürt
	OBOE	oboa
	CLARINET	klarinét
STRINGS (4)	VIOLIN	hegedű
	VIOLA	mélyhegedű (brácsa)
	CELLO	cselló (gordonka)
	BASS	nagybőgő
PERCUSSION (7)	CYMBALS	cintányér
	GLOCKENSPIEL	harangjáték
	HARP	hárfa
	SNARE	pergődob
	TIMPANI	üstdob
	PIANO	zongora
	CELESTA	cseleszta





3.1 WORKSHEET SOLUTIONS

PERCUSSION

CYMBALS
GLOCKENSPIEL
HARP
SNARE
TIMPANI
PIANO
CELESTA

BRASS

FRENCH HORN
TRUMPET
TUBA
TROMBONE

WOODWINDS

BASSOON
PICCOLO
FLUTE
ENGLISH HORN
OBOE
CLARINET




STRINGS

VIOLIN
VIOLA
CELLO
BASS

YOUR NAME:	Song #1	Song #2	Song #3	Song #4
Song title				
Artist				
What words do you hear?				
What do you think this song is about?				
Where could you hear this song?				
Rate this song on a scale of 1-10				
Score of partner 1				
Score of partner 2				
Score of partner 3				

3.3 SELF-EVALUATION CHART

- (Put a sign in the appropriate place)

			
I learnt the name of 10 more musical instruments.			
I know the families of the instruments.			
I can tell what I like about a piece of music.			
I can use an on-line dictionary.			
I can produce a nice worksheet.			
I can send the worksheet to my teacher via e-mail.			



4.1 COMPOSER QUIZ

■ Answer these questions and then check yourself at the New York Philharmonic page, in the Composers' Gallery.

1 How do you spell his name correctly?

- a) Gerschwinn
- b) Gershwin
- c) Girshwin
- d) Girschwin

2 What was his nationality?

- a) German
- b) Hungarian
- c) American
- d) British

3 He lived

- a) in the 16th century
- b) in the 18th century
- c) in the 19th century
- d) in the 20th century

4 When he was eleven, he started studying

- a) the piano
- b) the violin
- c) the guitar
- d) the saxophone

5 Which piece is NOT composed by him?

- a) An Englishman in New York
- b) Porgy and Bess
- c) Rhapsody in blue
- d) An American in Paris

6 He died

- a) in World War II
- b) very young (aged 38)
- b) very old (aged 83)
- d) in World War I

MY SCORE: / 6

AND NOW BECOME A COMPOSER YOURSELF!

1 Open this website:

<http://www.bbc.co.uk/radio3/makingtracks/makeatune.shtml>

2 Choose one of the composing machines: Beat machine, Dholplayer or Sequenza.

3 Create your music and save it. Click on the Send button to e-mail it to the teacher and your friend.

<http://www.brantfordsymphony.com/youthoutreach.html>



4.1 FOR THE TEACHER:

Using the composing machines at the BBC website:

<http://www.bbc.co.uk/radio3/makingtracks/games.shtml>

THE BEAT MACHINE

With this machine kids can create music using the percussions. They should first choose which instrument to play, then drag the boxes onto the grid. They can listen to what they did by clicking on the Play (>) button. They can delete an item by dragging it back to the boxes. By clicking on 'Loop the screen' button, the machine at the end of the line will start playing the music from the beginning. Use the Save, Open and Send options in the upper part of the screen.

DHOLPLAYER

With this machine kids can create music using a dhol. They should choose which sound to play, then drag the boxes onto the tracks. All three tracks will be played at the same time. Kids can listen to what they did by clicking on the Play (>) button. They can delete an item by dragging it back to the boxes. By clicking on 'Loop the screen' button, the machine at the end of the line will start playing the music from the beginning. Use the Save, Open and Send options in the upper part of the screen.

SEQUENZA

In this game kids should choose images from the left hand box and drag it onto the grid in the middle. They can choose from a variety of sounds by clicking on the More sounds button in the lower right hand corner. They can listen to their compositions by clicking on the Play (>) button. By clicking on 'Loop the screen' button, the machine at the end of the line will start playing the music from the beginning. By clicking on the Surprise button, the machine will play the pictures at random. If they choose the Custom button, they can decide the order in which the pictures should be played. Use the Save, Open and Send options in the upper part of the screen.

4.2 LIST

- Choose 5 items from this list you would bring for next class:

Your name:

	I WILL BRING
BOXES in different sizes, cardboard or styrofoam	<input type="checkbox"/>
RUBBER BANDS – the thicker the better	<input type="checkbox"/>
TUBES, cardboard	<input type="checkbox"/>
WOODEN STICKS in different sizes (e.g. broomstick)	<input type="checkbox"/>
PLASTIC BOTTLES in different sizes	<input type="checkbox"/>
RULER	<input type="checkbox"/>
TAPES in different types and colours	<input type="checkbox"/>
STRAWS different sizes and colours	<input type="checkbox"/>
FISHING LINE	<input type="checkbox"/>
A SMALL BLOCK OF WOOD	<input type="checkbox"/>
CANS, for tuna fish or dog/cat food	<input type="checkbox"/>
PIECES OF WOOD, long and bendy	<input type="checkbox"/>
HOSE, different size and length	<input type="checkbox"/>
A PLASTIC COMB	<input type="checkbox"/>
SHEETS OF PAPER	<input type="checkbox"/>
PLASTIC SHOPPING BAGS	<input type="checkbox"/>
A BIG BALLOON	<input type="checkbox"/>
OLD PLASTIC CARD	<input type="checkbox"/>

YOUR TEACHER WILL BRING:

Nails
Hammers
Glue gun
Pliers

6.1 MUSICAL INSTRUMENTS PORTFOLIO

Your Name



Contents:

- Printed copy of the Trophy I earned in the Scavenger Hunt,
- 2.3 Worksheet-Learner A, B, C
- 3.1 Musical instruments
- 3.2 Musical impressions
- 3.3 Self-evaluation chart
- 4.1 Composer quiz
- Recorded music piece I composed and sent to the teacher via e-mail,
- My home-made instrument.

Date

6.2 PORTFOLIO EVALUATION SHEET

Product¹	Max. points	Achieved
Printed Trophy	25	
Worksheet ?	10	
Worksheet ?	10	
Worksheet ?	10	
Worksheet ?	10	
Recorded music composition	15	
Home-made musical instrument	20	
During the module you can collect	100	

85 – 100	69 – 84	53 – 68	37 – 52	0 – 36
5	4	3	2	1

Comments:

6.3 MODULE EVALUATION SHEET

- Put an X where you think it is true for you.

I completely agree.

I do not agree at all. .

This module was very useful. _____ _____ _____ _____

This module was very enjoyable. _____ _____ _____ _____

Things that I particularly liked:

Things that I did not like that much:

Things that I missed:
